

RESTAURANT/BAR/BEAUTY FITTING

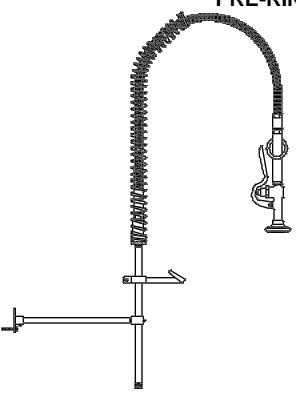
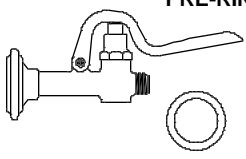
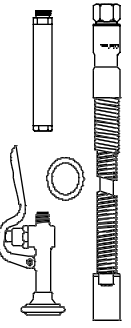
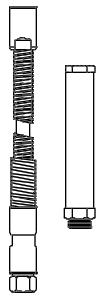

CENTRAL BRASS MFG CO.
2950 East 55th Street, Cleveland, Ohio 44127

C
E
N
T
R
A
L

B
R
A
S
S

M
F
G

C
O

	Catalog No.	Description	Suggested List Price	Std. Order Qty
 <p>PRE-RINSE</p>	6300-44	Pre-rinse unit includes spray valve with hold-down ring. 44-inch hose assembly with insulated handle, spring, retainer, riser, hook for hose and wall bracket.	156.20	1
	6300-60	Pre-rinse unit - same as above but with 60-inch hose assembly and insulated handle.	169.30	1
	6300-72	Pre-rinse unit - same as above but with 72-inch hose assembly and insulated handle.	175.80	1
 <p>PRE-RINSE</p>	6310	Pre-rinse spray valve with hold-down ring.	45.00	1
 <p>PRE-RINSE</p>	6310-44	Pre-rinse spray valve with hold-down ring and 44-inch hose assembly.	89.75	1
	6310-60	Pre-rinse spray valve with hold-down ring and 60-inch hose assembly.	102.80	1
	6310-72	Pre-rinse spray valve with hold-down ring and 72-inch hose assembly.	109.30	1
 <p>PRE-RINSE HOSES</p>	G-6365-44	44-inch hose assembly (includes insulated handle).	44.75	1
	G-6365-60	60-inch hose assembly (includes insulated handle).	57.80	1
	G-6365-72	72-inch hose assembly (includes insulated handle).	64.30	1
 <p>PRE-RINSE HOSES</p>	G-6365-H38	38-inch hose assembly (handle not included).	35.80	1
	G-6365-H54	54-inch hose assembly (handle not included).	48.85	1
	G-6365-H66	66-inch hose assembly (handle not included).	55.35	1

Phone: 216-883-0220 Fax: 216-883-0875 Email: sales @CentralBrass.com

RESTAURANT/BAR/BEAUTY FITTING




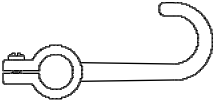
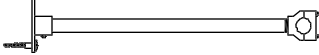

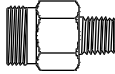
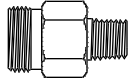

CENTRAL BRASS MFG CO.
2950 East 55th Street, Cleveland, Ohio 44127

C
E
N
T
R
A
L

B
R
A
S
S

M
F
G

C
O

	Catalog No.	Description	Suggested List Price	Std. Order Qty
<p>ACCESSORIES</p> 	X6372	Spring (packed 2 per carton).	26.00/pr	1
	6367	Spring retainer. - (3/8 - 18 female, 3/4 - 14 male)	12.65	1
	6368	Riser. - 3/8 - 18 NPT x 24-inches.	22.00	1
	6369	Hook for hose (with set screw).	7.50	1
	G-6370	Wall bracket (with 12-inch rod).	22.00	1
	6366	Hold-Down ring.	1.75	1
	6365-F14	Hose adapter for Fisher units.	1.50	1
	6365-C38	Hose adapter for Chicago Faucet units.	1.50	1
	G-6368	Adapter for assembling pre-rinse unit to Central Brass faucets.	8.15	1

Phone: 216-883-0220 Fax: 216-883-0875 Email: sales @CentralBrass.com

RESTAURANT/BAR/BEAUTY FITTING

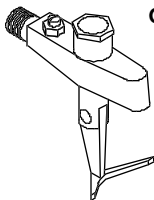
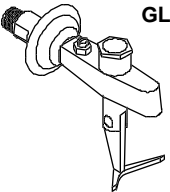
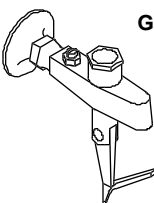

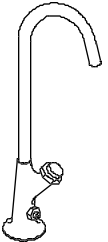
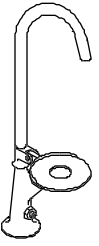
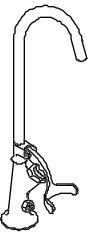
CENTRAL BRASS MFG CO.
2950 East 55th Street, Cleveland, Ohio 44127

C
E
N
T
R
A
L

B
R
A
S
S

M
F
G

C
O

	Catalog No.	Description	Suggested List Price	Std. Order Qty
 GLASS FILLER	0323	Cast Brass Glass Filler with 3/8-18 NPT male shank without flange.	72.75	1
 GLASS FILLER	0324	Same as above with sliding flange and set screw.	92.25	1
	0325	Cast Brass Glass Filler with 3/8-18 NPS female threads and adjustable sliding flange.	94.35	1
 GLASS FILLER	0326	Cast Brass Glass Filler with 1/2-14 NPS female threads and stationary flange.	84.95	1
 GLASS FILLER	0327	Cast Brass Glass Filler on standard, 1/2-14 NPS male shank with adjustable flange.	124.25	1
 GLASS FILLER	0393	Cast Brass Glass Filler - Push Button Type - with gooseneck spout and 3/8-18 NPS female thread.	81.50	1
 GLASS FILLER	0394	Cast Brass Glass Filler - Push Down Type - with gooseneck spout and 3/8-18 NPS female thread.	129.25	1
 GLASS FILLER	0395	Cast Brass Glass Filler - Push Back Type - with gooseneck spout and 3/8-18 NPS female thread.	116.00	1

Phone: 216-883-0220 Fax: 216-883-0875 Email: sales @CentralBrass.com

RESTAURANT/BAR/BEAUTY FITTING

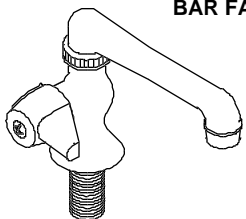
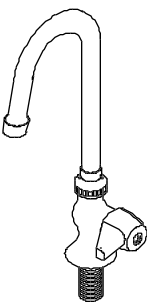
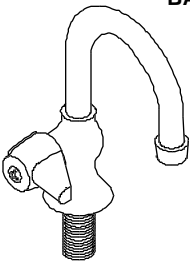
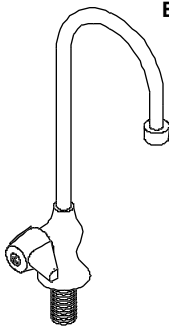
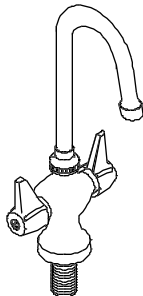
CENTRAL BRASS MFG CO.
2950 East 55th Street, Cleveland, Ohio 44127

C
E
N
T
R
A
L

B
R
A
S
S

M
F
G

C
O

	Catalog No.	Description	Suggested List Price	Std. Order Qty
 <p>BAR FAUCET</p>	0280-A	Cast Brass Single Bar Faucet with 1/2-14 NPS male shank x 1 7/8-inches long and 5-inch cast brass swing spout with 2.2 GPM aerator. Replaceable seat. (Specify Hot or Cold).	69.85	6
 <p>BAR FAUCET</p>	0280-GSAC	Cast Brass Single Bar Faucet with 1/2-14 NPS male shank x 1 7/8-inches long with swivel gooseneck spout with 2.2 GPM aerator. Replaceable seat. (Cold only).	60.20	6
 <p>BAR FAUCET</p>	0281-A	Cast Brass Single Bar Faucet with 1/2-14 NPS male shank x 1 7/8-inches long and rigid gooseneck spout with 2.2 GPM aerator. Replaceable seat. (Specify Hot or Cold).	64.70	6
 <p>BAR FAUCET</p>	0286-A	Cast Brass Single Bar Faucet with 1/2-14 NPS male shank x 1 7/8-inches long and rigid gooseneck spout, with 2.2 GPM aerator. Replaceable seat. (Specify Hot or Cold).	68.75	6
 <p>BAR FAUCET</p>	0287-GSA	Cast Brass Double Bar/Pantry Faucet, 1 1/16-14 NPS male shank, copper supply tubes, replaceable seats, swivel gooseneck spout with 2.2 GPM aerator.	115.75	1
	Suffix for 0287-GSA only			
Suffix No.	ELS-Q	4-inch Brass Wrist Handles (4147) color- coded indexes with Quick-Presson quarter-turn Stems (SU-354)	38.60/pr	

Phone: 216-883-0220 Fax: 216-883-0875 Email: sales @CentralBrass.com

RESTAURANT/BAR/BEAUTY FITTING

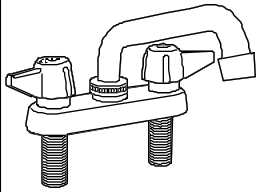
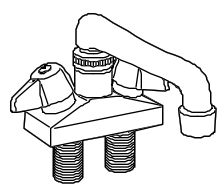
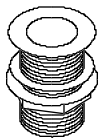
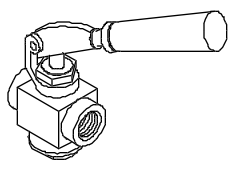
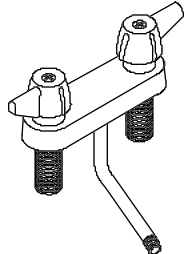
CENTRAL BRASS MFG CO.
2950 East 55th Street, Cleveland, Ohio 44127

C
E
N
T
R
A
L

B
R
A
S
S

M
F
G

C
O

	Catalog No.	Description	Suggested List Price	Std. Order Qty	
	0084-A	Cast Brass Bar/Laundry Faucet on 4-inch centers, 6-inch tube spout with 2.5 GPM aerator and polished chrome finish. Replaceable seats.	63.50	12	
	Suffix No.	1	8-inch Tube Spout with aerator (SU-363-RA)	.90	
		2	10-inch Tube Spout with aerator (SU-363-JA)	7.85	
		3	12-inch Tube Spout with aerator (SU-363-LA)	8.50	
		4	14-inch Tube Spout with aerator (SU-363-MA)	9.10	
		GRA	4 3/32-inch Rigid Gooseneck Spout with aerator (SU-157-GRA)	7.55	
		GSA	4 3/32-inch Swivel Gooseneck Spout with aerator (SU-157-GSA)	5.30	
	0085-A	Cast Brass Bar Faucet with 5-inch cast brass spout, with 2.5 GPM aerator, 1 3/4-inch centers, 3/8-18 NPT female threads, and polished chrome finish. Replaceable seats. NOTE: To mount vertically on splash back use G-1748-88W (see below)	117.00	1	
	Accessories (Order Separately)	G-1748-88W	Wall Mount Spout Adaptor (includes G-1808-E) See Page 47.	29.50	1
		SU-2775-R-02	Jointed Spout (7-inch C to C) See Page 47.	46.65	1
	0112-AL	Overflow Socket Drain - 1-11 1/2 NPS shank x 1 7/8-inches long	19.20	6	
	0621-R3/8	Cast Brass Urn Valve with horizontal insulated handle, 3/8-18 NPS female threads and polished chrome finish - Replaceable seat	64.70	12	
	1131-B	Cast Brass Shampoo Faucet on 4-inch centers, 1/2-14 NPS male shanks x 1 7/8-inches long, with 35 ° bottom outlet supply tube. Replaceable seats.	60.35	1	
	1132-B	Same as above except on 3 3/8-inch centers	66.75	1	

Phone: 216-883-0220 Fax: 216-883-0875 Email: sales @CentralBrass.com