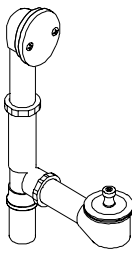
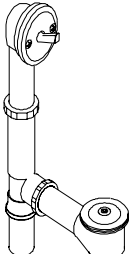
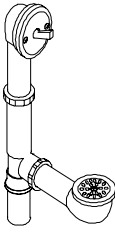
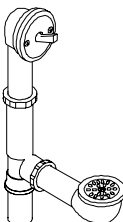
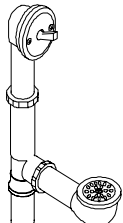


	Catalog No.	Description	Suggested List Price	Std. Case Qty
<p style="text-align: center;">CENTRALIFT</p> 	1645	Multi-Tub Centralift lift and turn drain - adjustable for 14 to 16-inch tubs. PVD polished chrome finish.	61.50	6*
	1645-S	Same as above except with side outlet drain. PVD polished chrome finish.	80.90	6
	1645-17	Same as 1645, with 17 gauge tubing PVD polished chrome finish.	66.55	6
	1645-CO	Same as 1645, with Clean-Out Ring (PF-83-E) PVD polished chrome finish.	70.65	6
	1645-XCO	Same as 1645, with Clean-Out Ring (PF-83-E) and cast brass nuts (3008-X). PVD polished chrome finish.	71.80	6
	1645-P	Same as 1645, with one additional slip nut (3008-BP) and slip washer (149-RP), less tailpiece for Philadelphia trap. PVD polished chrome finish.	61.50	6
	1645-PR	Same as 1645-P, with a combination tee (3364-R) for 1 1/2-inch tubing, one additional slip nut (3008-BP) and slip washer (149-RP), less tailpiece for Philadelphia Regulation PVD polished chrome finish.	72.80	6
<p style="text-align: center;">POP-UP DRAIN</p> 	1675	Multi-Tub Pop-Up Drain adjustable for 14 to 16-inch tubs. PVD polished chrome finish.	73.60	6
	1675-S	Same as 1675, with side outlet drain. PVD polished chrome finish.	93.00	6
	1675-PR	Same as 1675, with with a combination tee (3364-R) for 1 1/2-inch tubing, one additional slip nut (3008-BP) and slip washer (149-RP), less tailpiece for Philadelphia Regulation PVD polished chrome finish.	84.90	6
<p style="text-align: center;">TRIP LEVER</p> 	1555	Multi-Tub Trip Lever with light pattern cast brass tee and top ell, adjustable for 14 to 16-inch tubs. PVD polished chrome finish.	53.85	6*
* A charge of \$15.00 list will be added for a broken case qty order.				

	Catalog No.	Description	Suggested List Price	Std. Case Qty
 <p>TRIP LEVER</p>	1655	Multi-Tub Trip Lever with heavy pattern cast brass tee and top ell, adjustable for 14 to 16-inch tubs. PVD polished chrome finish.	62.25	6*
	1655-P	Same as 1655, with one additional slip nut (3008-BP) and slip washer (149-RP), less tailpiece for Philadelphia trap PVD polished chrome finish.	62.25	6*
	1655-X	Same as 1655, with cast brass nuts (3008-X). PVD polished chrome finish.	63.40	6*
	1655-X1817	Same as above except with cast brass nuts (3008-X). Overflow tube is 18-inches and shoe tube is 9 9/16-inches. Fits many whirlpool tubs (17 gauge). PVD polished chrome finish.	80.50	6
 <p>TRIP LEVER</p>	1665-X	Multi-Tub Trip Lever with heavy pattern cast brass tee, top ell and plug body with brass nuts, adjustable for 14 to 16-inch tubs. PVD polished chrome finish.	74.75	6*
	1665-XP17	Same as above with additional slip nut (3008-B) and slip washer (149-BP), and 17 gauge tubing. PVD polished chrome finish.	79.80	6*

* A charge of \$15.00 list will be added for a broken case qty order.